










ASSEMBLY INSTRUCTION

GROUP NO.: F1395

DESCRIPTION: SIDE CHAIR

Read instruction carefully prior to assembly .
Thank you for purchasing this quality product.Check carefully for small parts which may have comeloose during shipment.
Remove all components from pack and place table top upside down on soft surface such as carpet or clothto prevent scratching the finish.Identify and count all parts as specified below.
Do not tighten bolts until assembly is complete

NO.	HARDWARE PACK		Q'TY	NO.	PARTS LIST		Q'TY
A		ALLEN BOLT (Ø5/16"*75mmL)	4PCS	1		CHAIR BACK	1PC
B		ALLEN BOLT (Ø5/16"*60mmL)	4PCS				
C		ALLEN BOLT (Ø5/16"*38mmL)	2PCS	2		CUSHION SEAT	1PC
D		LOCK WASHER (Ø5/16")	10PCS				
E		FLAT WASHER (Ø5/16")	10PCS	3		LEGS	2PCS
F		ALLEN KEY (4MM)	1PC				

